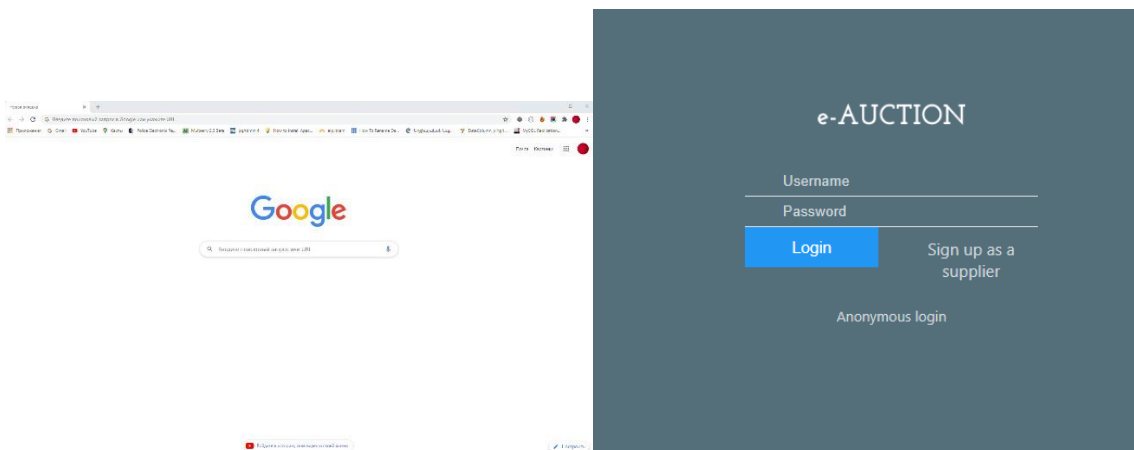


## A guide to purchasing through an e-auction

### Part I

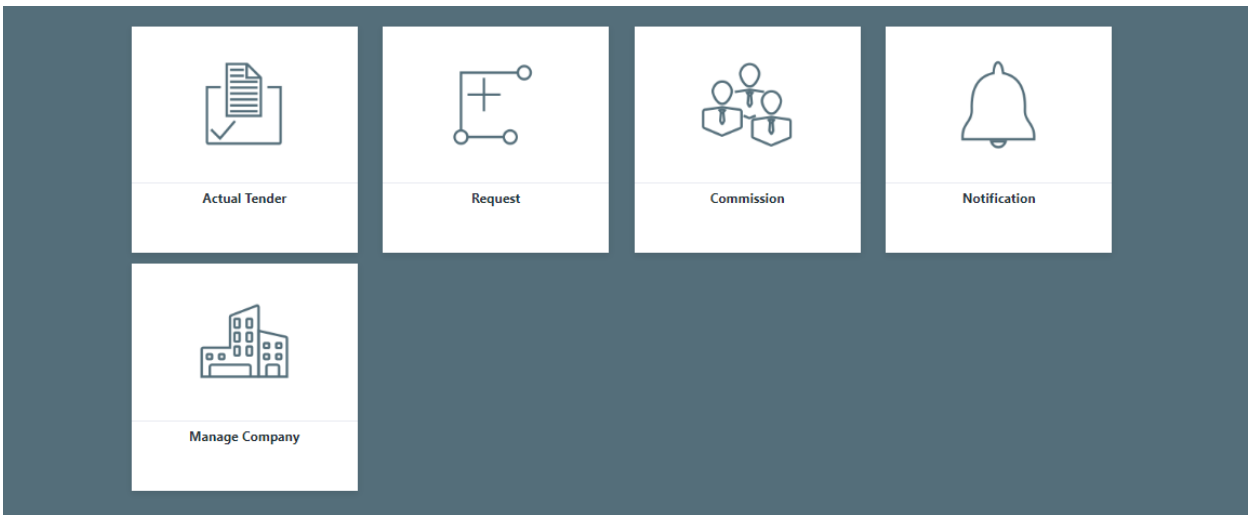
#### The secretary's guide to the purchasing procedure through an e-auction



With the help of the permissible browser open the <https://eauction.armeps.am/> page Enter the correct login in the "Username" field Enter the correct password in the "Password" field Click the "Log in" button. When entering the system, the login field must be filled in in lower-case letters.

In the opened window you can see the fields that are needed for the work, according to your privileges.

Your notifications, if available, will be displayed on the top of the page.



To change the interface language, you need to click the button of the corresponding language.

On this page, the user checks and edits the Client's data.



---

Manage Company

To add a new line to the “Bank requisites” field, click the “Add” button in the right corner of the corresponding table. After entering the information in the opened line, you need to click the “Save” button in the right corner of the line. To edit the available data, you need to click the “Pencil” mark in the right corner of the line. Here you change the data and click the “Save” button. After making changes to all the lines, click the “Save” button in the lower right corner of the page to confirm the Client's data.

Manage Company

Title	<input type="checkbox"/> Անուաների կենտրոն <input type="checkbox"/> Торговый центр <input type="checkbox"/> Անուաների կենտրոն												
Address	<input type="checkbox"/> Կոմիտաս 54բ <input type="checkbox"/> Комитас 54б <input type="checkbox"/> Կոմիտաս 54բ												
Director	Tnoren												
Coordinator	<input type="checkbox"/> Gagik <input type="checkbox"/> Гагик <input type="checkbox"/> Վազիկ <input type="checkbox"/> Janjughazyan <input type="checkbox"/> Джанджугазяна <input type="checkbox"/> Ֆանջուղազյան												
TAXID	TAXID												
Phone	010010010												
Country													
Status	Active												
Procurer bank	<table border="1"> <thead> <tr> <th>ID</th> <th>Bank</th> <th>Address</th> <th>Bank account</th> <th>Status</th> <th>Add</th> </tr> </thead> <tbody> <tr> <td>3</td> <td>ՀՀ ՖՆ գործառնական վարչություն</td> <td>ՀՀ, ք. Երևան, Տիգրան Մեծ 4</td> <td>900011017325</td> <td>Active</td> <td></td> </tr> </tbody> </table>	ID	Bank	Address	Bank account	Status	Add	3	ՀՀ ՖՆ գործառնական վարչություն	ՀՀ, ք. Երևան, Տիգրան Մեծ 4	900011017325	Active	
ID	Bank	Address	Bank account	Status	Add								
3	ՀՀ ՖՆ գործառնական վարչություն	ՀՀ, ք. Երևան, Տիգրան Մեծ 4	900011017325	Active									

[Save](#)

In the “Commission” section, the Secretary creates an Evaluation commission for a specific tender and manages the groups that have already been created.



Commission

The existing commissions are displayed in the main list. You need to click the “Details” button to view the data of the existing commission.

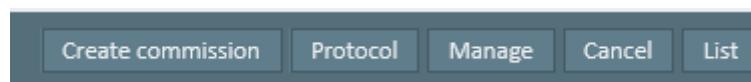
Commission

Title:  Number:  Status:  [Filter](#)

ID	Title	Number	Head	Secretar	Members	Date	Status	
8	ՀՀ ՖՆ ընթացակարգի հանձնաժողով	441-Ա	Gagik Janjughazyan	Gagik Janjughazyan	Վազգեն Հակոբյան, Համլետ Սարգսյան	2020-05-11	Active	
7	ՀՀ ՖՆ ընթացակարգի հանձնաժողով	441-Ա	Gagik Janjughazyan	Gagik Janjughazyan	Համլետ Սարգսյան	2018-04-06	Active	
6	ՀՀ ՖՆ ընթացակարգի հանձնաժողով	441-Ա	Gagik Janjughazyan	Gagik Janjughazyan	Վազգեն Հակոբյան, Համլետ Սարգսյան	2018-04-06	Active	
5	ՀՀ ՖՆ ընթացակարգի հանձնաժողով	441-Ա	Gagik Janjughazyan	Gagik Janjughazyan	Վազգեն Հակոբյան, Համլետ Սարգսյան	2018-04-06	Active	
4	ՀՀ ՖՆ ընթացակարգի հանձնաժողով	441-Ա	Gagik Janjughazyan	Gagik Janjughazyan	Վազգեն Հակոբյան, Համլետ Սարգսյան	2018-04-06	Active	

Total 15 data

To create a commission, you need to click the "Create a commission" button on the tender management page.



From the suggested list in the selection lines of the opened page, you need to select the necessary data (existing tenders, chairman of the commission,

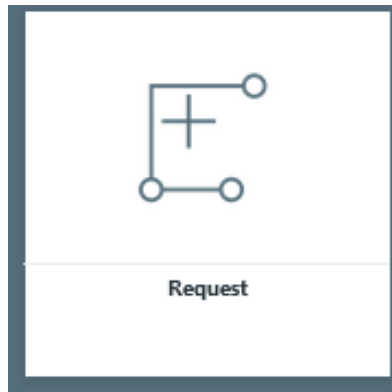
members). The name of the secretary who creates the commission is automatically indicated. To save the entered data, you need to click the “Save” button.

Title	Title
Number	Number
Secretar	Janjughazyan Gagik ( gjanj )
Existing tender	ՓՈՐՁԱԾՈՒԿԴ-20/07/2020 1
Head	Head
Members	Members
Date	Date
Status	Active

[Save](#)

Click the “Edit” button to make changes to the existing tender data. If you need to create a new commission, the basic data of which are slightly different from the data of the existing commission, you can click the “Duplicate” button, make the necessary editing and click the “Save” button.

The "**request**" section displays requests submitted by participants within the framework of procurement procedures.



To view the available data, you need to click the "details" button.

Request	Logdate	Answer	Clarification	Passive	
Սա տեստային մրցույթ է,	2022-08-30 12:29:02	այո . խնդրում ենք չներկայացնել մասնակցության դիմում			>

ID	1853
Code	տեստային-վերապատրաստում-ապ-1/2022
Title	training
Request	Սա տեստային մրցույթ է,
Logdate	2022-08-30 12:29:02
End bid time	2022-08-29 15:00:00
Status	Answered
Answer	այո . խնդրում ենք չներկայացնել մասնակցության դիմում

In the **"Notification"** section, the secretary can see all notifications addressed to him within the framework of procurement procedures:



Notification

To view the available data, you need to click the "details" button.

Status <input type="button" value="Filter"/>					
Id	Topic	Officially from	Registration date	Status	Details
2037073	Էլեկտրոնային աճուրդի ավարտվելու մասին		16:49 11/14/23	Read	>
1682644	Նոր հարցում		12:28 04/14/23	Read	>

Id	1682644
Officially from	
Registration date	12:28 04/14/23
Topic	Նոր հարցում
Text	ապրանք 15/6 առանց փող ծանկազրով տեստ հակադարձ աճուրդի վերաբերյալ ստացվել է նոր հարցում: Խնդրում ենք մուտք գործել հարցմանը պատասխանելու համար:
Status	Read

In the “Actual Tender” section, the Secretary manages the tenders that are addressed to him.



### Actual Tender

Besides, only the tenders created with the CPV codes, which are envisaged by the RA legislation as items to be purchased through the online reverse auction, are displayed in the Auction system. Only the tenders that have been created in the PPCM system for the given Client, for the given Secretary (Purchasing Coordinator) are available to the Secretary.

ID	Code	Title	Lots count	Status	
53	ՓՈՐՁԱԾՈՒՐԴ-20/07/2020 1	վառելիքի ձեռքբերում	1	New	>
52	ՓՈՐՁԱԾՈՒՐԴ-20/07/2020-0	վառելիքի ձեռքբերում10ս/և	1	New	>
51	ՓՈՐՁԱԾՈՒՐԴ-15/6	մասեր	2	New	>
50	ԷԱԾԱԴՁԲ-16.07.20	purchase of electrical equipment	2	Application-Announcement	>
49	ՀՀ ԱՅԹԻՓՈՐՁ-29/06/+70ՍԼՆ	приобретение канцелярских товаров+70	12	Finished	>

All the existing tenders and their status at the moment are displayed in the main list.

Click the “Details” button to get acquainted with the data of the specific tender.

All the information entered for the latter at the moment is displayed in the upper part of the tender details page.

The portions of the given tender with the information entered for them at that time are at the bottom of the details page.

The screenshot shows the 'Manage tender' interface. At the top, there are three tabs for different tender codes: 'ՓՈՐՁԱԾՈՒՐ 20/07/2020 1', 'ՓՈՐՁԱԾՈՒՐ 20/07/2020 1', and 'ՓՈՐՁԱԾՈՒՐ 20/07/2020 1'. The main form includes the following sections:

- Code:** Three input fields with the same code.
- Tender:** 'վանելից ձեռքբերում'.
- Tender title for invitation:** Three input fields with 'վանելից ձեռքբերում'.
- Tender title for gnumner.am:** Three input fields with 'վանելից ձեռքբերում'.
- Commission decision:** '1' and 'decision date'.
- Bid end time:** 'Expires'.
- Rate:** 'USD', 'EUR', 'EUR'.
- Brand:** Radio buttons for 'Not required' (selected) and 'Required'.
- Producer:** Radio buttons for 'Not required' (selected) and 'Required'.
- Trademark:** Radio buttons for 'Not required' (selected) and 'Required'.
- Company name:** Radio buttons for 'Not required' (selected) and 'Required'.
- Prepayment:** Radio buttons for 'Not required' (selected) and 'Required'.
- The execution of the contract:** Radio buttons for 'Phase' (selected) and 'Single payment'.
- Procurer bank:** Three dropdown menus for 'For invitation print', 'For penalty', and 'For contract'.
- Maximum bid time (d):** '10'.
- The term for the protocol of delivery/acceptance:** '0'.
- Warranty day:** '0'.
- Technical requirements:** A table with columns: Title, Requirement, File, Supply. It contains two rows with 'Վանելից ձեռքբերում' and 'Բյուջավ'.
- Payment schedule:** A table with columns: Number, Cpx, Title, and a 'Payments by months' grid. The grid shows months from Jan to Dec with a 'Total' column set to '100 %'.

The user can attach the protocol of the given phase of the procedure at any time. To do this, he/she needs to go to the corresponding page using the “Protocol” button on the tender details page.

The screenshot shows the 'Protocol' interface. It has a header 'Protocol' and the following fields:

- Code:** 'ՓՈՐՁԱԾՈՒՐ 20/07/2020 1'.
- Tender:** 'վանելիցի ձեռքբերում'.
- Protocol:** 'Choose a file...' button.
- Save:** A button in the bottom right corner.

To enter data for the tender with a “new” status and manage it, you need to click the “Manage” button on the details page.

If the tender will be organized in accordance with sub paragraph 2 of paragraph 6 of article 15 of the RA Law on Procurement, the user can

independently set the estimated price of each portion.

Tender Details					Create commission	Protocol	Manage	Cancel	List
Code	ՓՈՐՁԱԾՈՒՐ-20/07/2020 1								
Title	վանելիքի ձեռքբերում								
Procurer	Գնումների կենտրոն								
Procurement Type	Goods								
Rate	USD	RUR	EUR						
Status	New								
Number	Cpv	Title	Quantity	Specifications					
1	09132100/1	բենզին, պրեմիում	50000 liter						

The determination of the estimate cost of the portion.

						Details
Code	ՓՈՐՁԱԾՈՒՐ-15/6					
Tender	մասեր					
Number	Title	Count	Unit	Estimated price		
1	ստարտերներ	10	piece	5000000	AMD	
2	էլեկտրական ազդանշանային համակարգ շարժիչների համար	10	piece	50000	AMD	
						Save

If the tender will be organized in accordance with sub paragraph 1 of paragraph 6 of article 15 of the RA Law on Procurement, the user should indicate "0" in the estimated price field, and in the "15.6" section of the management page he/she should indicate the approximate price to get the correct form of the invitation.

In the corresponding fields of the tender management page, it is necessary to enter the dynamic information of the model form of the invitation.

The screenshot shows the 'Manage Tender' interface with the following details:

- Code:** ALJURDPORDZ-2017/2020-0, ALVPSPOPB-2017/2020-0, ԵՊՈՂԱՏՈՒՄ-2017/2020-0
- Tender:** վաճառքի մեքենայի մատակարարում
- Tender title for invitation:** վաճառքի մեքենայի մատակարարում
- Tender title for grunner.am:** վաճառքի մեքենայի մատակարարում
- Commission decision:** 1, 2020-07-21
- Bid end time:** 2020-07-30 00:00
- Rate:** 487, 7.2, 510
- Brand:**  Not required,  Required
- Producer:**  Not required,  Required
- Trademark:**  Not required,  Required
- Company name:**  Not required,  Required
- Prepayment:**  Not required,  Required
- The execution of the contract:**  Phase,  Single payment
- Procurement bank:** ԳՅ ՖՆ օրոշմանական վարչություն 909011017325
- Maximum idel time (d):** 10
- The terms for the protocol of delivery/acceptance:** 10
- Warranty day:** 365
- Technical requirements:**

Title	Requirement	File	Supply												
բնիկ/ն, տնային լայն	տնային կարգի		<table border="1"> <thead> <tr> <th>ID</th> <th>Address</th> <th>Subject quantities</th> <th>Timing</th> </tr> </thead> <tbody> <tr> <td>1</td> <td>ՍՈՒՆԻ 1</td> <td>ԱՍԾՄԻՅԸ</td> <td>ԼՈՒՑ 12</td> </tr> <tr> <td></td> <td>ՄԵԴՄ 1</td> <td>ԲՇԸ</td> <td>ՈՂՈՎ 12</td> </tr> </tbody> </table>	ID	Address	Subject quantities	Timing	1	ՍՈՒՆԻ 1	ԱՍԾՄԻՅԸ	ԼՈՒՑ 12		ՄԵԴՄ 1	ԲՇԸ	ՈՂՈՎ 12
ID	Address	Subject quantities	Timing												
1	ՍՈՒՆԻ 1	ԱՍԾՄԻՅԸ	ԼՈՒՑ 12												
	ՄԵԴՄ 1	ԲՇԸ	ՈՂՈՎ 12												
բնիկ/ն, տնային լայն	նորմալ կոնաք	Choose a file...													
- Payment schedule:**

Number	Cpv	Title	Payments by months												Total
			Jan	Feb	Mar	Apr	May	Jun	Jul	Aug	Sep	Oct	Nov	Dec	
1	09132200/1		0	0	0	0	0	0	0	50	60	70	80	100	100 %

The interface of the details pages may vary depending on the type of the item of purchase (product, work, service) and estimate price set in the purchasing plan.

In all the sections where the fields for the Russian and English versions are placed, it is obligatory to fill in.

In the fields of the "Bank requisites" line you should select the Client's bank requisites for the mentioned transactions.

In the "Warranty period" field, it is necessary to enter the warranty period for the product, which is the main means.

The "maximum period (day) of inactivity" cannot be less than 10 days.

The “Execution of the contract” is a mandatory selection field and you need to select the staged or one-time payment.

In the case of the tenders being organized for the purchase of the goods, the client’s user can fill in the technical characteristics in the corresponding column of the specific portion in the “Technical characteristics” field, as well as he/she can attach it as a separate file, while in the supply field he/she must fill in the address of supply, sub-quantities and terms.

In the “Schedule of payments” table you should fill in the planned payments by months.

If a file containing the technical description is attached for any portion, the file must contain both the Armenian and Russian versions of the technical task.

The screenshot displays a web application interface for managing tenders. It is divided into two main sections: 'Technical requirements' and 'Payment schedule'.

**Technical requirements section:**

Title	Requirement	File	Supply					
բնագին, ռեգուլյար	արագին կարգի	Choose a file...	ID	Address	Subject quantities	Timing	+	x
բնագին, ռեգուլյար	первый класс		1	ՄԵԼԻ 1	ՍԱՌՈՂՅԸ	ԼՈՅ 12		
			МЕЛИ 1	ВСЕ	НОУ 12			

**Payment schedule section:**

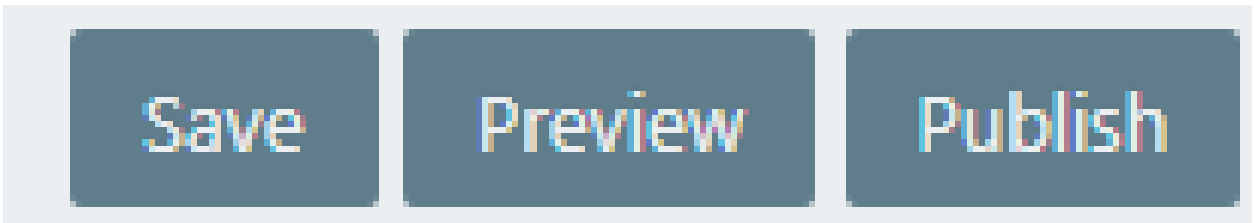
Number	Cpy	Title	Payments by months												Total
			Jan	Feb	Mar	Apr	May	Jun	Jul	Aug	Sep	Oct	Nov	Dec	
1	09132200/1		0	0	0	0	0	0	50	60	70	80	100	100 %	

Buttons: Confirm for all lots, Save, Preview, Publish

The system will offer the file version of the invitation on the browser page, where the dynamic fields for which the user has not yet filled in the information are presented in red, and those for which the data have already been entered are presented in yellow. The text field of the technical description is a mandatory field to be filled in in both languages.

After entering information in any field, the user can click the “Preview” button.

To save the changes made, you must click the “Save” button. Before the announcement of the tender you can edit any information entered by clicking the “Manage” button.



The coordinator can see the model form of the contract to be signed before the final publication at any time and make changes to the draft contract, if desired.

By clicking the "Contract to be signed" button, the coordinator sees the model form of the Contract. All the fields that are editable are marked in red. To edit, just click the left mouse button on the given field and edit it. If any change is made in the Armenian version, a corresponding change must be made in the Russian version as well to avoid inconsistencies. The language of the contract can be changed by clicking the ARM and RUS lines in the upper right corner of the window.

# Contract to be signed

[Close](#)[Reset](#)[Save](#)[Download](#)

Приложение № 5

**к Приглашению на электронный аукцион**

**под кодом "«EAAPDzB»"\***

**ДОГОВОР**

**ПОСТАВКИ ТОВАРА ДЛЯ НУЖД ГОСУДАРСТВА**

№ \_\_\_\_\_

Г \_\_\_\_\_ «\_\_» \_\_\_\_\_ 20 г.

\_\_\_\_\_, в лице \_\_\_\_\_-в, действующего на основании устава \_\_\_\_\_, далее "Покупатель", с одной стороны, и \_\_\_\_\_, в лице директора \_\_\_\_\_, действующего на основании устава \_\_\_\_\_, далее "Продавец", с другой стороны, заключили настоящий Договор о следующем.

## 1. ПРЕДМЕТ ДОГОВОРА

1.1. Продавец обязуется в установленном настоящим Договором (далее договор) порядке, объемах, сроки и по адресу поставить Покупателю товар (далее товар), предусмотренный Технической характеристикой-графиком закупки, являющейся Приложением № 1 к договору, а Покупатель обязуется принять товар и заплатить за него.

## 2. ПРАВА И ОБЯЗАННОСТИ СТОРОН

### 2.1. Покупатель имеет право:


2.1.1. Отказываться от товара в случае непоставки товара Продавцом в установленный договором срок, если сроки поставки были нарушены более чем на

After completing the changes, the coordinator must click the "Save" button to confirm the changes, as well as he/she can download and see the already modified version at any time by clicking the "Download" button. If the coordinator wants to return the Contract to the original version, he/she can click the "Restore" button. After completing the actions, it is necessary to close the window with the "Close" button.

To publish the announcement, it is necessary to click the “Publish” button. The status of the tender will be automatically changed to “Published”, after which you can make changes or cancel it only in the manner prescribed by the law, by clicking the corresponding button on the details page of the given published tender.

You can download the file version of the invitation from the details page of the published tender by clicking the corresponding button.

The system automatically calculates and displays on this page the day and time of the start of the reverse auction, as well as of the response to the inquiries.

Title	վաճակի ծնորդում				
Procurer	Պտույտների կենտրոն				
Procurement Type	Goods				
Rate	USD 10	RUR 10	EUR 1		
Answer and clarification	Request	Logdate	Answer	Clarification	Passive
Statement	<a href="#">Download</a> 				
Invitation	<a href="#">Download</a> 				
Publish time	2020-07-21 18:52:15				
Bid end time	2020-07-31 11:00:00				
Protocol	Logdate		Document		
Reverse auction	2020-08-03 11:00:00				
You can respond to the request before	2020-07-30 11:00:00				

To respond to the inquiry, click the details button in the right corner of the line.

You can select one of the three options to respond to the inquiry on the inquiry details page.

Answer and clarification	Request	Logdate	Answer	Clarification	Passive	
	Harcum	2020-06-25 11:50:15				>

By clicking the “Make passive” button, you can respond to the inquiries that are not related to the given procedure. The response to that inquiry will be available only to the participant who sent it.

Spam		Clarify	Answer	List
ID	17			
Code	ՓՈՐՁԱՇՈՒՐԴ-20/07/2020 1			
Title	վանելիքի ձեռքբերում			
Request	Harcum			
Logdate	2020-06-25 11:50:15			
End bid time	2020-07-31 11:00:00			
Status	New			
Passive	<input type="text"/>			
				Disable

The “Respond” button allows you to respond to the inquiries that are available only to the participant who sent the inquiry.

The system has imported the model samples of the responses to the prevailing inquiries, which you can find in the “Quick responses” line.

To Answer		Disable	Clarify	List
ID	17			
Code	ՓՈՐՁԱՇՈՒՐԴ-20/07/2020 1			
Title	վանելիքի ձեռքբերում			
Request	Harcum			
Logdate	2020-06-25 11:50:15			
End bid time	2020-07-31 11:00:00			
Status	New			
Quick answer	<input type="text"/>			
Answer	<input type="text"/>			
				Answer

The official clarifications are sent due to the “clarification” button. The official clarifications are available to all the participants who have applied for the tender. They are published in the official record of the purchases.

When adding the clarification, both the Armenian and Russian versions of the clarification are needed.

To Clarification		Disable	Answer	List
ID	17			
Code	ՓՈՐՁԱԾՈՒԻՂ-20/07/2020 1			
Title	վանելիքի ձեռքբերում			
Request	Harcum			
Logdate	2020-06-25 11:50:15			
End bid time	2020-07-31 11:00:00			
Status	New			
Clarification	<input type="text" value="Հայերեն"/>			<input type="button" value="Clarify"/>
	<input type="text" value="Русский"/>			

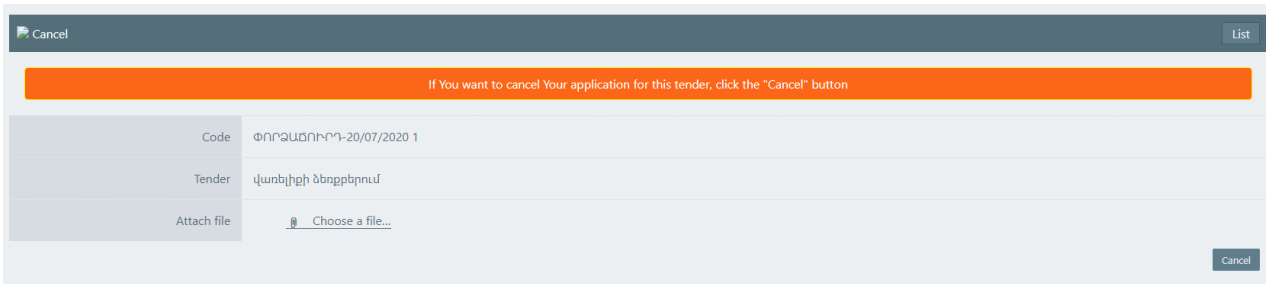
The Client's user can make changes to the already published tender in accordance with the order and terms prescribed by the law. To do this, you need to click the "Change" button on the details page of the published tender.

The system will lead to the tender change page, which has the same functional as the tender management page. After making the necessary changes, you should attach the changed document and click the "Publish the change" button.

<input type="button" value="Change document"/>	<input type="button" value="Choose a file..."/>
--	---

The system will automatically create a new tender in the list of the existing tenders, taking into account the changes made.

It is possible to cancel the published tender in accordance with the order and terms prescribed by the law. To do this, click the "Cancel" button in the upper right corner of the details page of the published tender. On the opened page you need to attach the required document and click the "Cancel" button.



Before the deadline for accepting the bids, in case of appeals on the procedure, the coordinator can confirm the appeal by clicking the "Confirm the appeal" button in the upper right corner of the screen.



If the appeal is approved, after the deadline for accepting the bids, all the actions will be suspended until the result of the appeal is introduced. This action does not suspend the process of accepting the bids. After that, the "Appeal has been approved" button will appear in the upper right corner of the screen.



Once the result of the appeal has become clear, the coordinator must click the "Appeal has been approved" button and in the opened window he/she should select "Continue" if the appeal has been rejected and "Cancel the procedure" if it has been satisfied. If the coordinator selects the "Continue" button, the system will automatically reopen all the suspended operations and send all the notifications. In the case of the "Cancel the procedure" button the coordinator attaches the document and cancels the procedure.



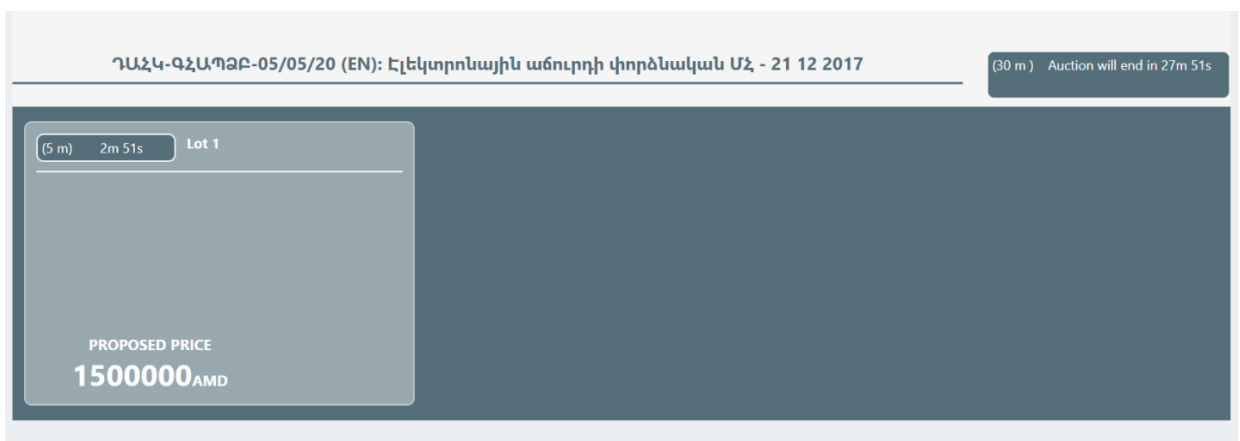
The status of the tenders with the expired deadline for accepting the bids is automatically changed and the tender receives the pre-auction status.

To get acquainted with the schedule of the online auction, click the "Auction" button on the tender details page.



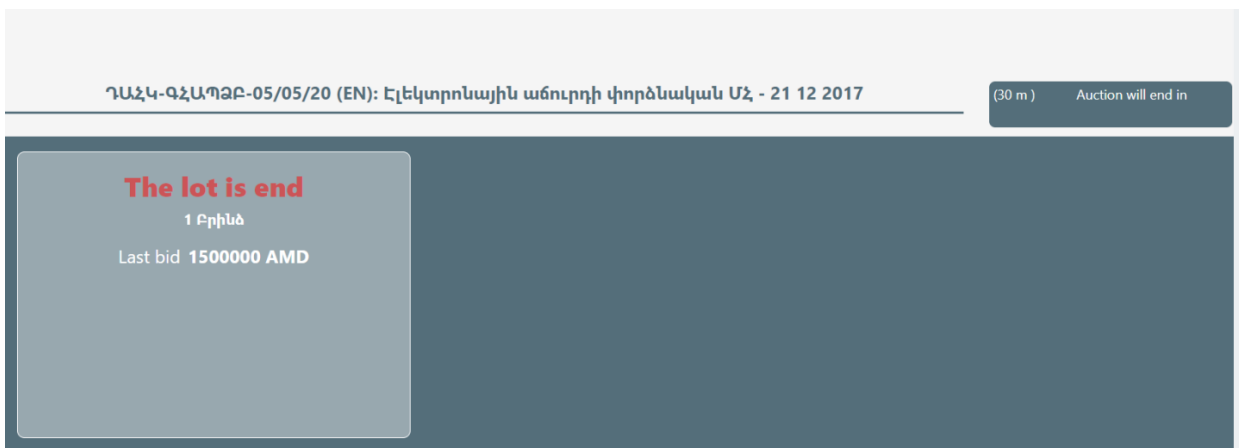
After the expiration of the deadline, the online auction page will open automatically, where you can follow the price offers of the participants who have applied for the portions of the tender.

An online auction of up to six portions can be held at the same time with a deadline of 30 minutes. In case of more than six portions, the online auction for the next six portions starts immediately after the expiration of that period.



The participants have 5 minutes to present a price offer. After each new price offer for the portion, the time for the step for that portion is updated. After 5 minutes of inactivity, if no participant has presented a price offer, the auction for that portion ends.

The auction lasts 30 minutes. If the auction for all the portions ended after the expiration of the inactivity period, the auction of the next group of portions will start only after the expiration of 30 minutes. If the quantity of the portions is not consumed before the end of the working day, the auction for the other portions is organized on the next working day.



After the end of the online auction, the evaluation process for the given tender begins and it receives the status of the application-announcement evaluation. At this phase, the members of the commission evaluate the application-announcement of the participants who have applied for the tender and check their compliance with the requirements of the invitation, while the secretary manages the evaluation phase and summarizes it. To get acquainted with the details of the tender click the details button.

The screenshot shows a table titled 'Actual tender' with search filters for 'Code', 'Title', and 'Application-Announcement'. The table has columns for 'ID', 'Code', 'Title', 'Lots count', and 'Status'. A single row is visible with the following data:

ID	Code	Title	Lots count	Status
50	ԷԱԾԱՊՁԲ-16.07.20	purchase of electrical equipment	2	Application-Announcement

The main information about the tender and its portions is displayed at the top of the tender details page.

Tender Details		Protocol	Application-Announcement finalize	Cancel	List	
Code	ԷԱՃԱԳՁԸ-16.07.20					
Title	purchase of electrical equipment					
Procurer	Պնակների կենտրոն					
Procurement Type	Goods					
Rate	USD 480	RUR 7.5	EUR 510			
Answer and clarification	Request	Logdate	Answer	Clarification	Passive	
Statement	<a href="#">Download</a>					
Invitation	<a href="#">Download</a>					
Publish time	2020-07-17 16:22:17					
Bid end time	2020-07-15 10:00:00					
Protocol	Logdate		Document			
Reverse auction	2020-07-17 16:39:00					
You can respond to the request before	2020-07-14 10:00:00					
Status	Application-Announcement					
Number	Cpv	Title			Quantity	Specifications
1	31611100/1	լարասնման հավաքածուներ			5 piece	Բնութագիր Չայերեն
2	31611200/1	Էլեկտրական լարերի ճկուն մեկուսացնող խողովակ շարժիչների համար			5 piece	Բնութագիր Չայերեն

The price offers of the participants who have applied for the tender are displayed in the price offer table at the bottom of the tender details page according to the portions that they have applied for. The table shows both the initial and final prices given by the participants during the online auction.

Lot number		Company	Estimated price	First bid			Last bid			Participant status	Message award
				Value	VAT	Price	Value	VAT	Price		
1	1	<a href="#">Testyan LLC</a>	50000000 AMD	40000000 AMD	20 %	48000000 AMD	39600000 AMD	20 %	47520000.00 AMD		
1	2	<a href="#">Varaz</a>	50000000 AMD	48000000 AMD	0 %	48000000 AMD	48000000 AMD	0 %	48000000.00 AMD		
2	1	<a href="#">Varaz</a>	50000000 AMD	48000000 AMD	0 %	48000000 AMD	39600000 AMD	0 %	39600000.00 AMD		
2	2	<a href="#">Testyan LLC</a>	50000000 AMD	40000000 AMD	20 %	48000000 AMD	40000000 AMD	20 %	48000000.00 AMD		

To manage the evaluation, it is necessary to click the "Summary of the evaluation of the application-announcement" button on the tender details page and click the "Save" button on the opened page.

The secretary cannot summarize the phase until all the members of the tender have evaluated the application-announcement.

Company	Lots	Application-Announcement	Voting results				Bid correction comment
Testyan LLC	1,2	Document	Name	score	Commission	Comment	Տեղ. քննարկողը սխալ է
			Հակադաս Վարդան	Antagonistic	Member	tes.bntag@ state	
			Ստեփան Չավոն	Antagonistic	Member	tes.bntag@ state	
Company	Company name	Producer	Specifications				
Testyan LLC	Չավարածին1	Չավարածին1	Չավարածին1				
	Ֆիրմայի անվանումը	Արտադրողի անվանումը	Տեխնիկական ամսագրակ բնեղև, նավթի վերամշակման արգասիք: Բնորոշ հոտով, թափանցիկ, դյուրավառ հեղուկ է: Մաքուր բնեղևը հաճախ օգտագործում են ճարպարձերի, յուղաներկերի, ստեարինի, պարաֆինի, մոսի հետքերի հեռացման, ինչպես նաև հրահանների լցավորման համար:				
	Lot 1	Lot 1	Lot 1				
			Бензин, продукт нефтепереработки. Это жидкость с характерным запахом, прозрачная, легко воспламеняющаяся. Чистый бензин часто используется для удаления жира, масляных красок, стеариновой кислоты, парафина, следов воска, а также для заполнения инструкций.				
	Չավարածին2	Չավարածին2	Չավարածին2				
	Ֆիրմայի անվանումը	Արտադրողի անվանումը	Տեխնիկական ամսագրակ բնեղև, նավթի վերամշակման արգասիք: Բնորոշ հոտով, թափանցիկ, դյուրավառ հեղուկ է: Մաքուր բնեղևը հաճախ օգտագործում են ճարպարձերի, յուղաներկերի, ստեարինի, պարաֆինի, մոսի հետքերի հեռացման, ինչպես նաև հրահանների լցավորման համար:				
	Lot 2	Lot 2	Lot 2				
			Бензин, продукт нефтепереработки. Это жидкость с характерным запахом, прозрачная, легко воспламеняющаяся. Чистый бензин часто используется для удаления жира, масляных красок, стеариновой кислоты, парафина, следов воска, а также для заполнения инструкций.				

Verification of electronically signed file

Save

If the majority of the members of the tender give an unsatisfactory mark to the participant, the secretary must make a note in the comment field before clicking the “Save” button. After that, the relevant participant will receive a notification that his/her application-announcement has shortcomings that are in need of correction.

In cases where, during the bid evaluation stage, it is determined that a participant’s bid is not subject to correction and must be rejected, in order to change the status of the given bid to “rejected,” it is necessary to submit a corresponding request to the authorized body via the “Feedback” tool of the armeps.am/ppcm system. The authorized body will review the request provided that the official procurement bulletin contains the minutes of the evaluation committee meeting on bid evaluation, as well as the relevant announcements declaring the procedure (the respective lot) unsuccessful.

In case of equal votes, the vote of the chairman is decisive.

24	ստուգում1	ստուգում1	1	Accept correction rating	>
----	-----------	-----------	---	--------------------------	---

After receiving the corrected version from the participant, the members of the commission re-evaluate it (only the given participant is shown on the evaluation page). After evaluating the correction, the secretary summarizes the phase again.

At this phase the tender receives the status “Evaluation of the correction of the application-announcement”. To manage the evaluation, click the “Summary of the correction of the application-announcement” button in the upper right corner of the details page.

No.	Name	Address	Phone No.	2019-20			2020-21			Remarks
				Year	Mark	Grade	Year	Mark	Grade	
1	1	1	1	85%	1	85%	1	1	1	
2	2	2	2	85%	2	85%	2	2	2	
3	3	3	3	85%	3	85%	3	3	3	
4	4	4	4	85%	4	85%	4	4	4	
5	5	5	5	85%	5	85%	5	5	5	
6	6	6	6	85%	6	85%	6	6	6	
7	7	7	7	85%	7	85%	7	7	7	
8	8	8	8	85%	8	85%	8	8	8	
9	9	9	9	85%	9	85%	9	9	9	
10	10	10	10	85%	10	85%	10	10	10	

If the correction sent by the participant again receives an unsatisfactory mark, his/her bid should be considered rejected and the portions in which the participant took the first place should be considered failed.



awarding, click the appropriate button (pointer) in the lower-right corner of the tender details page which will allow you to award.

Lot number	Company	Estimate price	First bid			Last bid			Participant status	Manage award
			Value	VAT	Price	Value	VAT	Price		
1	Testyan LLC	20000000 AMD	16000000 AMD	20 %	19200000 AMD	16000000 AMD	20 %	19200000.00 AMD	>	
2	Testyan LLC	20000000 AMD	16000000 AMD	20 %	19200000 AMD	16000000 AMD	20 %	19200000.00 AMD	>	
3	Testyan LLC	20000000 AMD	16000000 AMD	20 %	19200000 AMD	16000000 AMD	20 %	19200000.00 AMD	Rejected	
3	Testyan LLC	20000000 AMD	16000000 AMD	20 %	19200000 AMD	16000000 AMD	20 %	19200000.00 AMD	Rejected	
4	Testyan LLC	20000000 AMD	16000000 AMD	20 %	19200000 AMD	16000000 AMD	20 %	19200000.00 AMD	Rejected	
4	Testyan LLC	20000000 AMD	16000000 AMD	20 %	19200000 AMD	16000000 AMD	20 %	19200000.00 AMD	Rejected	

\*In case of unsatisfactory evaluation, the participant’s bid is rejected and the qualification phase starts for the participant who won a place for that portion due to the results of the online auction.

\*The participant will be offered to sign a contract after the expiration period of inactivity for that portion, even if the qualification phase for the other portions of the tender has not yet ended.

If there is a need to sign more than one contract with the participant recognized as elected by grouping the portions, the secretary notes how they should be grouped on the “Manage the awarding” page in the “Group” column of the each portion line. If there is a down payment for any portion, the amount of the down payment percentage must be filled in in the down payment (%) field. (what was edited before entering the final contract into the system). If there is a portion for which more than one participant has applied, a period of inactivity is automatically set.

Manage award						Tender details
Code	ՀՀ ԱՅԹԻՓՈՐՁ-29/06/-70ԱԼՆ					
Tender	приобретение канцелярских товаров					
Publish time	2020-07-20 14:21:23					
Endtime						
Company	Testyan LLC					
Number	Cpv	Title	Quantity	Prepayment (%)	group	
10	22821200/1	բիզնես ձև-աքտեր	100	20	1	
7	22811180/1	օրագրեր	100	0	1	
2	22811120/1	անդորրագրերի գրքույկներ	100	0	1	
1	22811110/1	հաշվառման գրքեր	100	0	1	
						Save

A single contract will be offered to the participant elected for the portions that are included in the same group.

To pass to the contract awarding phase, the user must enter the tender details page, in the “Awarding” table of which there are the contracts grouped by the portions. To enter each contract awarding page, you need to click the details button in the right corner of its line.

ID	Lots	group	
27	2 1 10 7	1	>
28	12 11	1	>

The main information about the tender is at the top of the “Awarding” page. From the “Contract” line you can download the drafts of the contract (in Armenian and Russian) automatically generated by the system.

Award	
Code	ՀՀ ԱՅԹԻՓՈՐԶ-29/06/-70ԱԼՆ
Tender	приобретение канцелярских товаров
Company	Testyan LLC
Lot title	10 - րիզնես ծ—արդյթեր 7 - օրագրեր 2 - անդորրագրերի գրքույկներ 1 - հաշվառման գրքեր
Contract	Download.  Download.
Signed contract	Download
Final contract	Download
Messages	<div style="border: 1px solid #ccc; padding: 5px; margin-bottom: 5px;"> <p>22-07-20 12:23</p> <p><b>Գնումների կենտրոն</b></p> <p>zaqwedcs</p> </div> <div style="border: 1px solid #ccc; padding: 5px; margin-bottom: 5px;"> <p>21-07-20 12:25</p> <p><b>Գնումների կենտրոն</b></p> <p>zxcswert</p> </div> <div style="border: 1px solid #ccc; padding: 5px;"> <p>22-07-20 12:24</p> <p><b>Testyan LLC</b></p> <p>zxcvbgfee</p> </div>

The user of the participant who received an offer to sign a contract in the “Message” field at the bottom of the page can send inquiries and suggestions about the contract, to which the secretary of the commission responds through the same field. To send a message, click the “Send” button. All the messages are displayed in the “Messages” line.

After attaching the contract signed by the user of the participant, it becomes available in the corresponding line of the “Awarding” page. After downloading it, the Secretary must attach the version of the contract signed by the Client within the period prescribed by the law.

After attaching the version of the contract signed by the Client, it appears in the “Final contract” line.

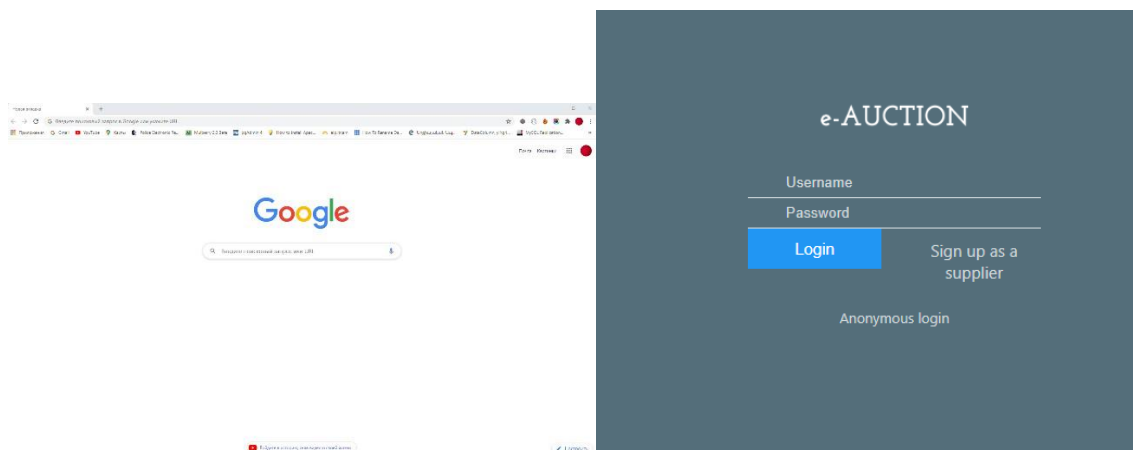
Once the bilateral contract is signed, the users no longer have the opportunity to send messages.

During one hour after the end of the tender, the system will automatically post the information about the tender in the relevant sections of the [armeps.am/ppcm](http://armeps.am/ppcm) system.

In cases where, at the contract award stage, a participant is deprived of the right to conclude a contract, in order to assign the status “rejected” to the given bid, it is necessary to submit a corresponding request to the authorized body via the “Feedback” tool of the [armeps.am/ppcm](http://armeps.am/ppcm) system (the request will be considered by the authorized body provided that the official procurement bulletin contains the minutes of the evaluation committee meeting on bid evaluation, as well as the relevant announcements declaring the procedure (the respective lot) unsuccessful).

## Part II

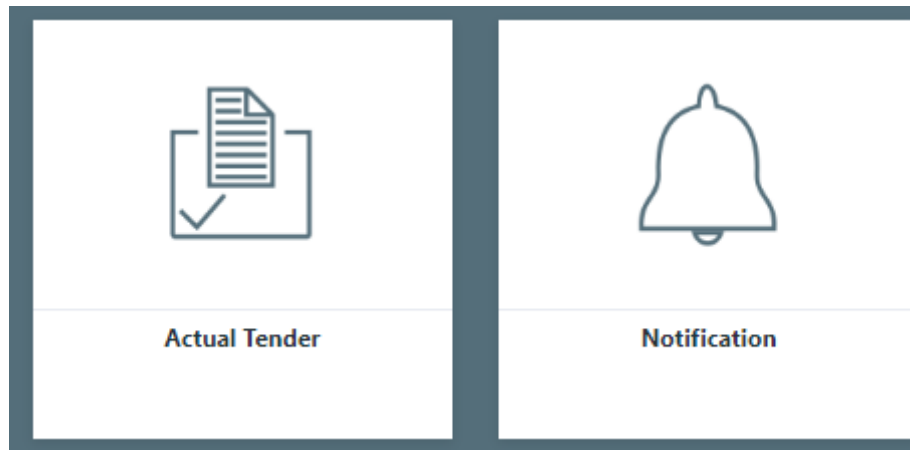
### The evaluation commission's guide to the purchasing procedure through an e-auction



With the help of the permissible browser open the <https://eauction.armeps.am/> page Enter the correct login in the "Username" field Enter the correct password in the "Password" field Click the "Log in" button

In the opened window you can see the fields that are needed for the work, according to your privileges.

Your notifications are displayed in the home page. To get acquainted with the notifications, it is necessary to click on the corresponding link.



To change the interface language, you need to click the button of the corresponding language.

In the “Actual Tender” section, the Secretary manages the tenders created in the PPCM system.



**Actual Tender**

Besides, only the tenders created with the CPV codes, which are envisaged by the RA legislation as items to be purchased through the online reverse auction, are displayed in the Auction system. Only the tenders that have been created in the PPCM system for the given Client, for the given Secretary (Purchasing Coordinator) are available to the Secretary.

ID	Code	Title	Lots count	Status
39	PORDZ_0000	վերագործարկում2020/01	18	Application-Announcement
27	PORDZ_0000	վերագործարկում2020/01	9	Application-Announcement

All the existing tenders and their status at the moment are displayed in the main list.

To get acquainted with the specific tender, you need to click the “Details” button.

The members of the tender manage the tenders for which the online reverse auction is over. These tenders have the status “application-announcement”.

At this phase, the members of the commission evaluate the application-announcements of the participants who took the first place in the reverse auction and check their compliance with the requirements of the invitation. To get acquainted with the details of the tender, click the “Details” button. The main information about the tender and its portions is displayed at the top of the tender details page.

Lot number		Company	Estimated price	First bid			Last bid			Participant status
				Value	VAT	Price	Value	VAT	Price	
1	1	<a href="#">Testyan LLC</a>	2000000000 AMD	200000000 AMD	0 %	200000000 AMD	1850000 AMD	0 %	1850000.00 AMD	-
1	2	<a href="#">Varaz</a>	2000000000 AMD	1500000 AMD	20 %	1800000 AMD	1950000 AMD	20 %	2340000.00 AMD	-
2	1	<a href="#">Varaz</a>	2000000000 AMD	210000000 AMD	20 %	252000000 AMD	210000 AMD	20 %	25200.00 AMD	-
2	2	<a href="#">Testyan LLC</a>	2000000000 AMD	200000001 AMD	20 %	240000001.2 AMD	2100000 AMD	20 %	2520000.00 AMD	-

The price offers of the participants who have applied for the tender are displayed in the price offer table at the bottom of the tender details page according to the portions that they have applied for. The table shows both the initial and final prices given by the participants during the online auction.

Tender Details		Application-Announcement	List
Code	ՂԼԻԿ-ԳՅԼՊԶԲ-05/05/20		
Title	(EN): Էլեկտրոնային աճուրդի փորձնական սֆ - 21 12 2017		
Procurer	Պետական կենտրոն		
Procurement Type	Goods		
Rate	USD 260	RUR 7	EUR 500

By clicking on the name of each participant in the “Price offer” list, you can go to the details page of his/her data.

Business details			
Company	Testyan LLC	Тестян ООО	Ղալար
Director	Dalar Dalarikyan	Դալար Դալարիկյան	Ղալար Ղալարիկյան
Bank	Dalar Bank	Դալար Բանկ	Ղալար բանկ
Address	Title en	Title ru	Քաղաքային Քանապեղուպոլս
Email	gurgen@lunetworks.am		
Phone	011 011 011		
TAXID	123789456		
account	555		

In order to evaluate the application-announcement, it is necessary to click the corresponding button in the upper right corner of the tender details page and go to the evaluation page.

For the evaluation it is necessary to make a corresponding note in the “Evaluation” column of the specific participant's line. Before the secretary will summarize the evaluation the member of the commission can reconsider his/her evaluation by re-entering the evaluation page from the tender details page.

Company	Lots	Application-Announcement	Evaluation	Comment
Testyan LLC	1, 2	Document	<input type="radio"/> Sufficient <input checked="" type="radio"/> Antagonistic	toz binutagir@ sasal a
Company	Company name	Producer	Specifications	
Testyan LLC	Չափարամին1	Չափարամին1	Չափարամին1	
	Ֆիրմայի անվանումը	Արտադրողի անվանում	Տեխնիկական առաջարկ ԲՆԵԳԻՆ, կապի վերամշակման արգասիք: Բնորոշ հոտով, թափանցիկ, դյուրալուծ հեղուկ է: Մաքուր բեզինը հաճախ օգտագործում են ճարտարների, յուղաներկերի, սոնարիկի, պարաֆինի, մոմի հետքերի հեռացման, ինչպես նաև հրահանների լցավորման համար:	
	/lot 1	/lot 1	/lot 1	
	Ֆիրմայի անվանումը	Չափարամին2	Բենզին, արտադրված Նեֆտեբերաբոտկային ընկերության կողմից: Սա հեղուկ է, թափանցիկ, չունի հոտ, չունի ջրալուծիչ, չունի խիտություն: Բենզինը հաճախ օգտագործվում է ճարտարների, յուղաներկերի, սոնարիկի, պարաֆինի, մոմի հետքերի հեռացման, ինչպես նաև հրահանների լցավորման համար:	
	Չափարամին2	Չափարամին2	Չափարամին2	
	Ֆիրմայի անվանումը	Արտադրողի անվանում	Նեֆտեբերաբոտկային ընկերության կողմից: Սա հեղուկ է, թափանցիկ, չունի հոտ, չունի ջրալուծիչ, չունի խիտություն: Բենզինը հաճախ օգտագործվում է ճարտարների, յուղաներկերի, սոնարիկի, պարաֆինի, մոմի հետքերի հեռացման, ինչպես նաև հրահանների լցավորման համար:	
	/lot 2	/lot 2	/lot 2	
	Ֆիրմայի անվանումը	Չափարամին2	Նեֆտեբերաբոտկային ընկերության կողմից: Սա հեղուկ է, թափանցիկ, չունի հոտ, չունի ջրալուծիչ, չունի խիտություն: Բենզինը հաճախ օգտագործվում է ճարտարների, յուղաներկերի, սոնարիկի, պարաֆինի, մոմի հետքերի հեռացման, ինչպես նաև հրահանների լցավորման համար:	
	Չափարամին2	Չափարամին2	Չափարամին2	

Verification of electronically signed file

Save

In case of unsatisfactory assessment, it is necessary to fill in the “Comment” field.

If one of the members of the commission gives an unsatisfactory mark to the participant, he/she receives a notification from the secretary that there

are shortcomings in his/her application-announcement that are in need of correction. After receiving the corrected version from the participant, the members of the commission re-evaluate it. Only the given participant is displayed on the evaluation page.

50	ԷԱԾԱՊՁԲ-16.07.20	purchase of electrical equipment	2	Accept correction rating	>
----	------------------	----------------------------------	---	--------------------------	---

At this phase the tender receives the status “Evaluation of the correction of the application-announcement”. To manage the evaluation, click the “Summary of the correction of the application-announcement” button in the upper right corner of the details page.



After evaluating the correction, the Secretary again summarizes the results of the phase. If the participant is evaluated as unsatisfactory again, his/her bid is rejected and those portions in which the participant took the first place are considered invalid.

The members of the commission can evaluate both the documents submitted by the participant and individual portions.

First place bo	Testyan LLC	1, 2	Document (Old Application-Announcement)	<input checked="" type="radio"/> Sufficient <input type="radio"/> Antagonistic	
	Company	Company name	Producer	Specifications	
	Testyan LLC	Չափարամին1	Չափարամին1	Չափարամին1	
	Ֆիրմայի անվանումը	Արտադրողի անվանում		Տեխնիկական առաջարկ Բնեզին, նավթի վերամշակման արգասիք: Բնորոշ հոտով, թափանցիկ, դյուրավառ հեղուկ է: Մաքուր բենզինը հաճախ օգտագործում են ճարպարձեղի, յուղաներկերի, ստեարինի, պարաֆինի, մոմի հեղցերի հեռացման, ինչպես նաև հրահանների լցվորման համար:	
	Lot 1	Lot 1	Lot 1		
	Submitted with the bid	Submitted with the bid	Submitted with the bid		
	Չափարամին1	Չափարամին1	Չափարամին1		
	Ֆիրմայի անվանումը	Արտադրողի անվանում		Տեխնիկական առաջարկ Բնեզին, նավթի վերամշակման արգասիք: Բնորոշ հոտով, թափանցիկ, դյուրավառ հեղուկ է: Մաքուր բենզինը հաճախ օգտագործում են ճարպարձեղի, յուղաներկերի, ստեարինի, պարաֆինի, մոմի հեղցերի հեռացման, ինչպես նաև հրահանների լցվորման համար:	
	Lot 1	Lot 1	Lot 1		
	Ֆիրմայի անվանումը			Бензин, продукт нефтепереработки. Это жидкость с характерным запахом, прозрачная, легковоспламеняющаяся. Чистый бензин часто используется для удаления жира, масляных красок, стеариновой кислоты, парафина, следов воска, а также для заполнения инструкций.	
Չափարամին2	Չափարամին2	Չափարամին2			
Ֆիրմայի անվանումը	Արտադրողի անվանում				

First place bo	Ֆիրմայի անվանումը Չափարամին2 Ֆիրմայի անվանումը Տոտ 2 Submitted with the bid Չափարամին2 Ֆիրմայի անվանումը Տոտ 2 Ֆիրմայի անվանումը	Չափարամին2 Արտադրողի անվանում Տոտ 2 Submitted with the bid Չափարամին2 Արտադրողի անվանում Տոտ 2	Бензин, продукт нефтепереработки. Это жидкость с характерным запахом, прозрачная, легковоспламеняющаяся. Чистый бензин часто используется для удаления жира, масляных красок, стеариновой кислоты, парафина, следов воска, а также для заполнения инструкций. Бензин, продукт нефтепереработки. Это жидкость с характерным запахом, прозрачная, легковоспламеняющаяся. Чистый бензин часто используется для удаления жира, масляных красок, стеариновой кислоты, парафина, следов воска, а также для заполнения инструкций. Бензин, продукт нефтепереработки. Это жидкость с характерным запахом, прозрачная, легковоспламеняющаяся. Чистый бензин часто используется для удаления жира, масляных красок, стеариновой кислоты, парафина, следов воска, а также для заполнения инструкций. Бензин, продукт нефтепереработки. Это жидкость с характерным запахом, прозрачная, легковоспламеняющаяся. Чистый бензин часто используется для удаления жира, масляных красок, стеариновой кислоты, парафина, следов воска, а также для заполнения инструкций.
----------------	--	--	--

Verification of electronically signed file

Save

The participants who did not send the document during the correction phase are also subject to rejection.

## Ads

during the purchase Electronic auction

. automatically generated documents such as an invitation, announcement of a failed procurement procedure \*, statement of the decision to sign the contract \*\* and statement of the signed contract \*\*\* are automatically published on the website procurement.am.

. when changes are made to the invitation, a document about the change is automatically published on the website procurement.am

. in case of clarification of the secretary's response to the request submitted by the participant within the framework of the procurement procedure, the explanation becomes publicly available and is automatically published on the website procurement.am

\*\* After the secretary summarizes the assessment, fills in and saves the decision field, a statement of the decision to sign the contract will be automatically generated. The decision number is a mandatory field, and only after filling it out, you need to save your resume.

Accept correcting		BO details		Tender details							
Code	տեստային-վերապատրաստում-ապ-3/2022										
Tender	test										
Publish time	2022-09-12 17:24:22										
Endtime											
Decision Number	<input type="text" value="Decision Number"/>										
Company	Lots	Old Application-Announcement	Voting results		Bid correct comment	Application-Announcement	Voting results		Comment		
Դավար	3	<a href="#">Document</a>	Name	score	Comment	shtki haytt	Document is empty	Name	score	Commission	Comment
			էջիւ	Antagonistic	ցիցից			Հակոյսն	Sufficient	Member	դիւմ

\* announcement of a failed procurement procedure is created when the secretary summarizes the evaluation results. after that, it is necessary to enter the task "failed procedure", select the basis for declaring it invalid in accordance with the doses. As a result, an announcement will be generated, which will include information about all failed lots of this auction

Code	տեսային-վերապատրաստում-ապ-1/2022	
Tender	training	
Lot number	Lot title	According to Part 1 of Article 37 of the RA Law on Procurement
2	գնում չհանդիսացող այլ ծախսեր	<input type="text"/>
<input type="button" value="Save"/>		

\*\*\* " The statement of the signed contract " task, designed to create a signed contract announcement, is displayed on the secretary's page only if the tender has the status "completed". In the task, it is necessary to fill in the columns shown in the figure, while entering fields in Armenian and Russian is mandatory. After making additions, you must click the "Save" button.:

Code		ՀՀ ԱՅՅԻՔԻՆԻԸ 29/06+70ԱԼԱ
Tender		приобретение канцелярских товаров+70
The information on the publications made in accordance with the RA Law "On Procurement" for the purpose of involving participants	HY	<input type="text"/>
	RU	<input type="text"/>
A brief description of the actions taken in case of detecting illegal actions within the framework of the procurement process	HY	<input type="text"/>
	RU	<input type="text"/>
The complaints about the procurement process and the decisions made about them	HY	<input type="text"/>
	RU	<input type="text"/>
Other necessary information	HY	<input type="text"/>
	RU	<input type="text"/>
<input type="button" value="Save"/>		